


# Meet Hong Kong - Meet Greater Opportunities of The Greater Bay Area




# Global Prospect

A close-up, slightly blurred map of East and South Asia, with the text "Global Prospect" overlaid in white. The map shows countries like China, India, Nepal, and Bangladesh, along with major cities and geographical features like the Himalayas.

# Mainland China & Asia Remain The Engine of Growth

Project of 2024 Real GDP Growth (YOY %)



# Greater Bay Area

# Mainland China's Megapolis Growth Engine Nationwide



Jiangmen

Dongguan

Foshan

Shenzhen

Macao

Hong Kong

Guangzhou

Zhuhai

Huizhou

Zhongshan

Zhaoqing

← 2 Special Administrative Regions + 9 Cities →

# Greater Bay Area

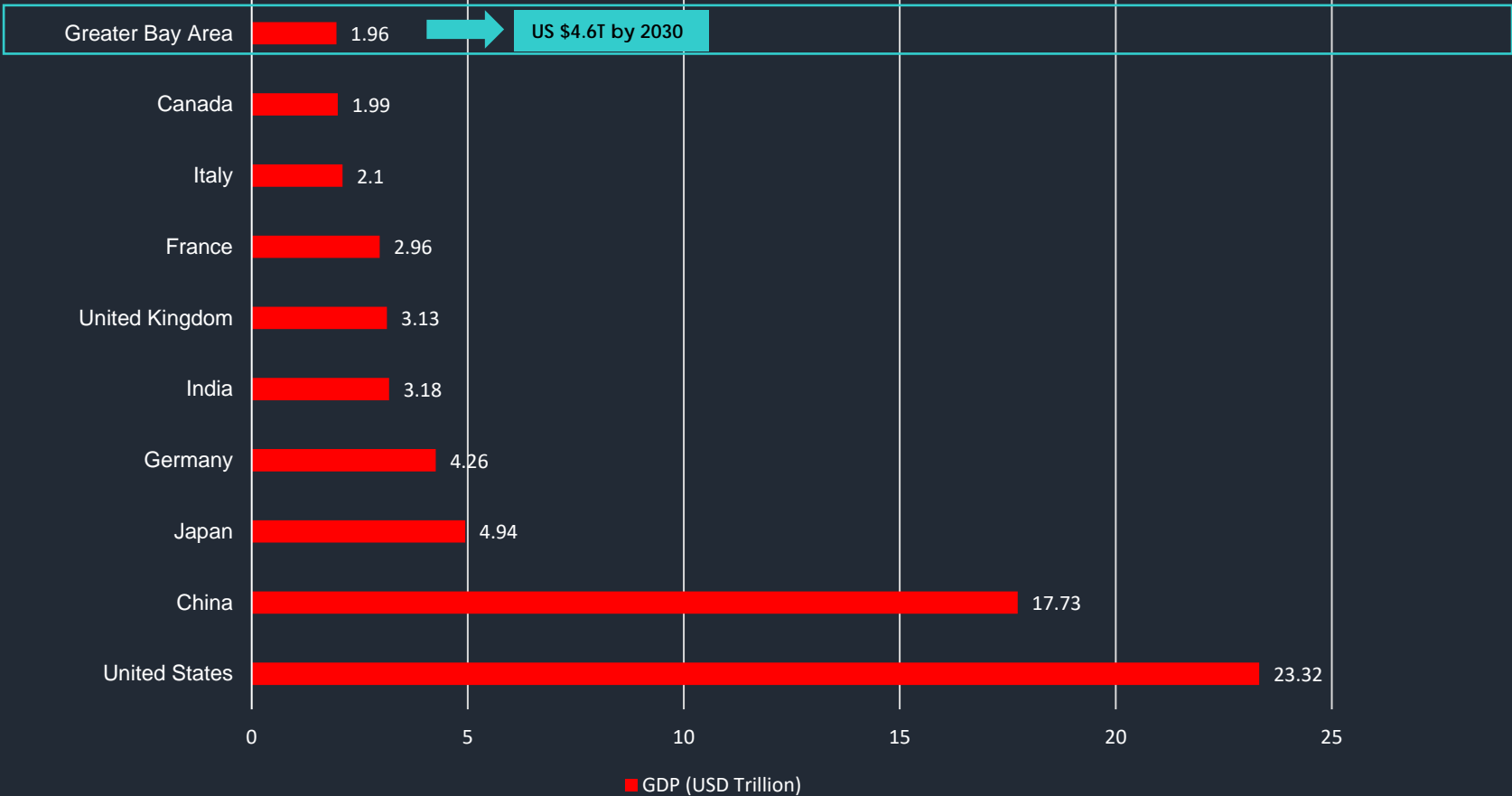
<1% of  
Mainland  
China's  
Land Area

6% of  
Mainland  
China's  
Population

11%  
National  
GDP



# Global GDP Rankings – GBA Ranks TOP10



Source : Statista (2021), FSDC 2021, World Bank (2021) [2020 GDP Ranking by Country to compare GBA]

# Tremendous Business Events Potential



**Thousands of  
MNCs and Unicorns**



**25 companies  
Fortune Global 500**



**Close tie with  
10,000+  
Mainland China's  
Associations**

# Excellent Connectivity with GBA

Mainland China Delegates Travel to Hong Kong Faster, More Economical and Sustainable

## Hong Kong-Zhuhai-Macao Bridge



- The world's largest bridge-and-tunnel sea crossing
- Reduce travelling time between Pearl River Delta West

## High Speed Rail (HK section)

- Direct link to 73 mainland stations
- More capacity carrying **~150K** visitors per day
- Higher frequency with stable schedule





# Benefits to Event Organisers



**GROW**  
Attendance



**ATTRACT**  
Sponsorship



**CAPTURE**  
Opportunities



**CREATE**  
Experience



# Unrivalled Fundamentals



MEETHK  
MEETGBA  
HONG KONG & GREATER BAY AREA



Hong Kong Welcomes You!

